

**REVISED**  
 29 APR 15:02  
 GMT-5

**SHOT CHART**


**SUI - BLR**



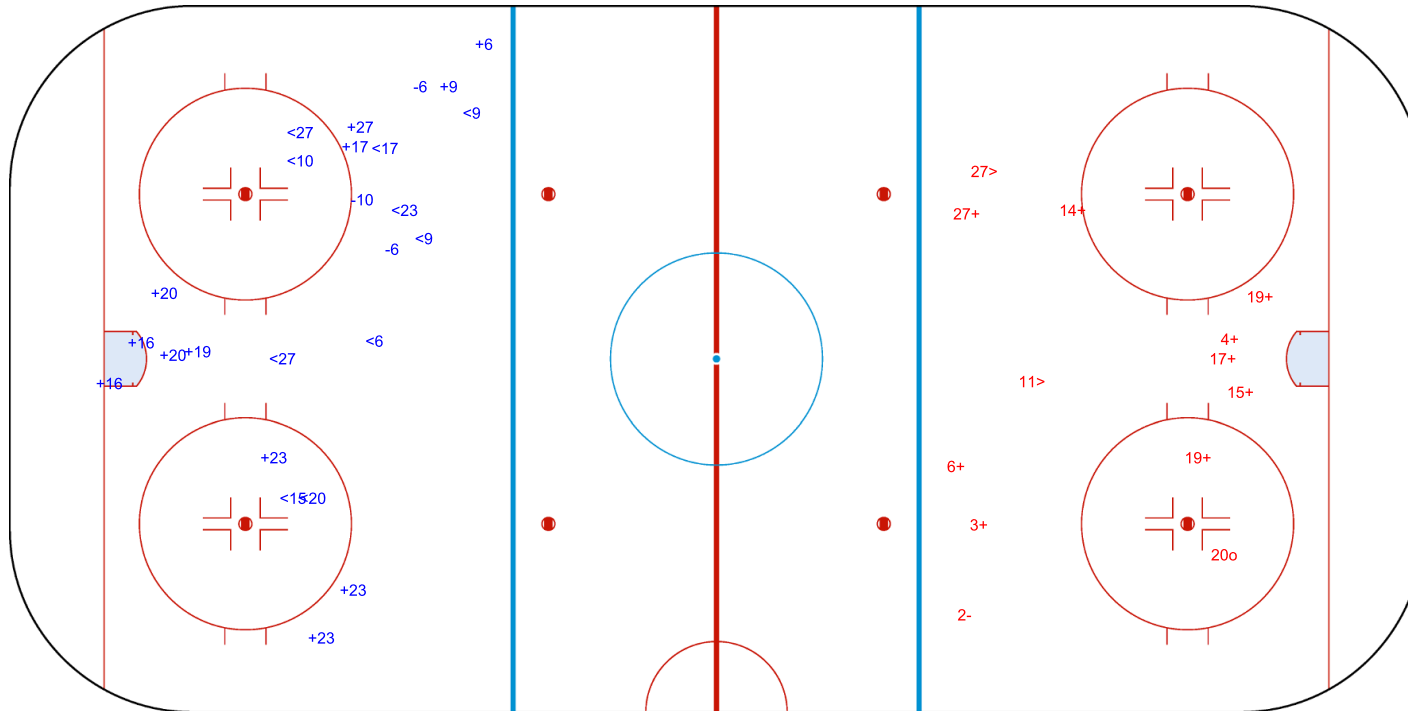
**Period: 1**




Shots by SUI  
 Goals (o): 0    SSG (+): 12  
 SSP (<): 10    SPG (-): 3



GK 1 of BLR



Shots by BLR  
 Goals (o): 1    SSG (+): 9  
 SSP (>): 2    SPG (-): 1



GK 30 of SUI

Shots by BLR  
 Goals (o): 3  
 SSP (<): 4  
 SSG (+): 16  
 SPG (-): 3

o5  
 o20  
 o20

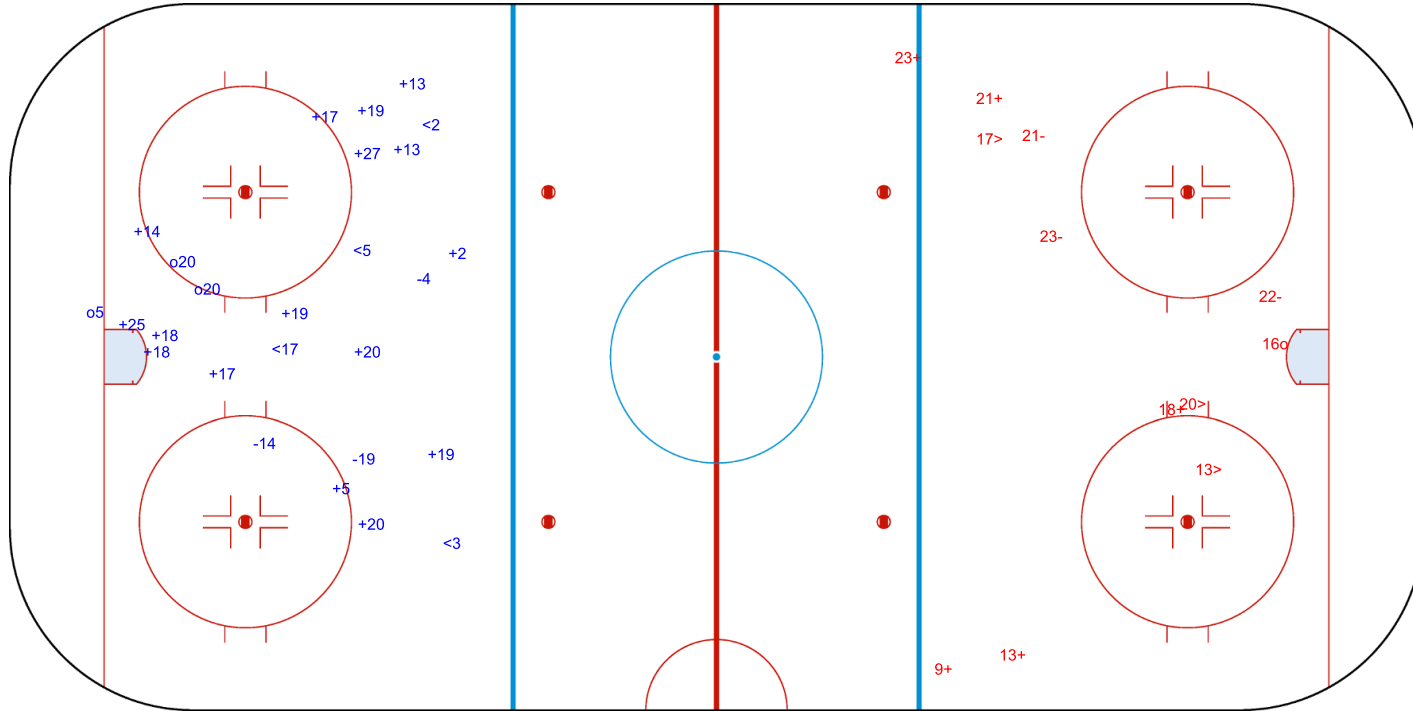
GK 30 of SUI

SUI → Period: 2 ← BLR

Shots by SUI  
 Goals (o): 1  
 SSP (>): 3  
 SSG (+): 5  
 SPG (-): 3

o16

GK 1 of BLR



Shots by SUI  
Goals (o): 0  
SSP (<): 3  
SSG (+): 11  
SPG (-): 0



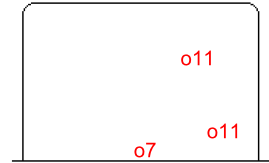
GK 1 of BLR



Period: 3



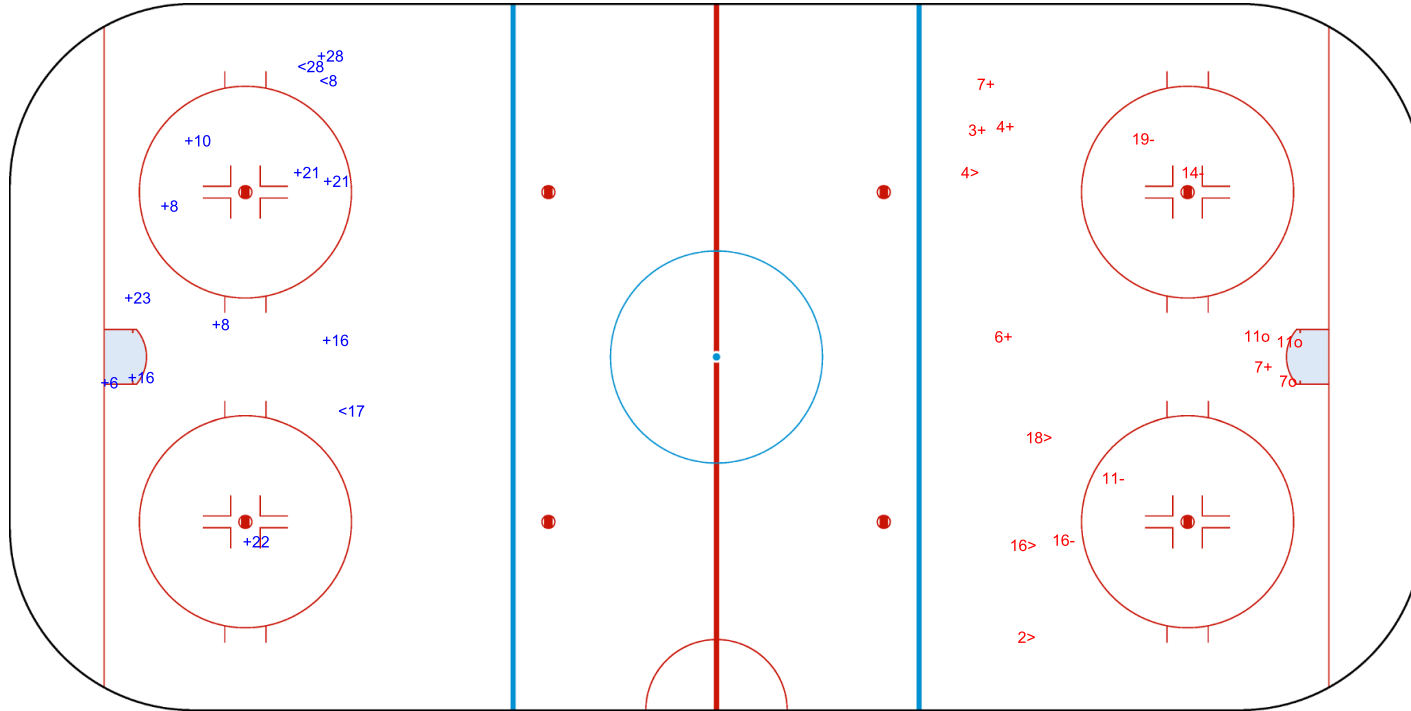
Shots by BLR  
Goals (o): 3  
SSP (>): 4  
SSG (+): 5  
SPG (-): 4



GK 29 of SUI



GK 30 of SUI



Legend:			
<b>GK</b>	Goalkeeper	<b>SPG</b>	Shots past goal
<b>SSG</b>	Shots saved by goalkeeper	<b>SSP</b>	Shots saved by player

**REVISED** Revised to correct goal indicator on goal for Team SUI in 2nd period